



MINISTERO DELL'ISTRUZIONE , DELL'UNIVERSITA' E DELLA RICERCA  
Ufficio Scolastico Regionale per il Lazio

**Istituto Tecnico Statale Tecnologico - Liceo Scientifico Scienze Applicate  
"LUIGI TRAFELLI"**

Cod. Ministeriale RMTF19000X

MECCANICA,MECCATRONICA ED ENERGIA

INFORMATICA E TELECOMUNICAZIONI - ELETTRONICA ED ELETTRONICA.-

LICEO SCIENTIFICO opzione SCIENZE APPLICATE

00048 Nettuno – Via S. Barbara, 53 – Distr: 43 – tel..06121127610- Fax 069803083 [rmtf19000x@istruzione.it](mailto:rmtf19000x@istruzione.it)

– [rmtf19000x@pec.istruzione.it](mailto:rmtf19000x@pec.istruzione.it) - [www.itistrafelli.gov.it](http://www.itistrafelli.gov.it)

C.F. 80249350580



Circ. n. 62

Nettuno 12/10/2018

## AI DOCENTI DI DISCIPLINE INFORMATICHE AL SITO WEB

### OGGETTO: CORSO "JAVA FUNDAMENTALS" C/O ORACLE SEDE ROMA EUR

La Oracle Academy offre ai docenti dell'istituto la possibilità di partecipare al corso "Java Fundamentals" nella settimana che va dal 3 al 7 dicembre presso la propria sede a Roma EUR

Questo corso di studi coinvolge gli studenti con poca esperienza in programmazione con linguaggio Java. Gli studenti sono introdotti a concetti, terminologia e sintassi orientati agli oggetti e ai passaggi necessari per creare programmi Java di base mediante attività pratiche e coinvolgenti. Gli studenti impareranno a programmare animazioni 3D, sviluppare giochi 2-D e creare applicazioni Java.

Gli interessati possono iscriversi direttamente in piattaforma usando la breve guida in allegato.

IL DIRIGENTE SCOLASTICO

Prof. Carlo Eufemi

Firma autografa sostituita a mezzo stampa

Ai sensi dell'art. 3, c.2, dlgs. 39/1993

## Breve Guida alla registrazione al Corso Java Fundamentals di Oracle Academy

1. Cliccare sul link indicato nella email:

[https://academy.oracle.com/pages/java\\_foundations\\_course.pdf](https://academy.oracle.com/pages/java_foundations_course.pdf)

Per quanto riguarda la registrazione dovrete procedere andando sul link di seguito indicato:

<https://academy.oracle.com/en/about-help.html>

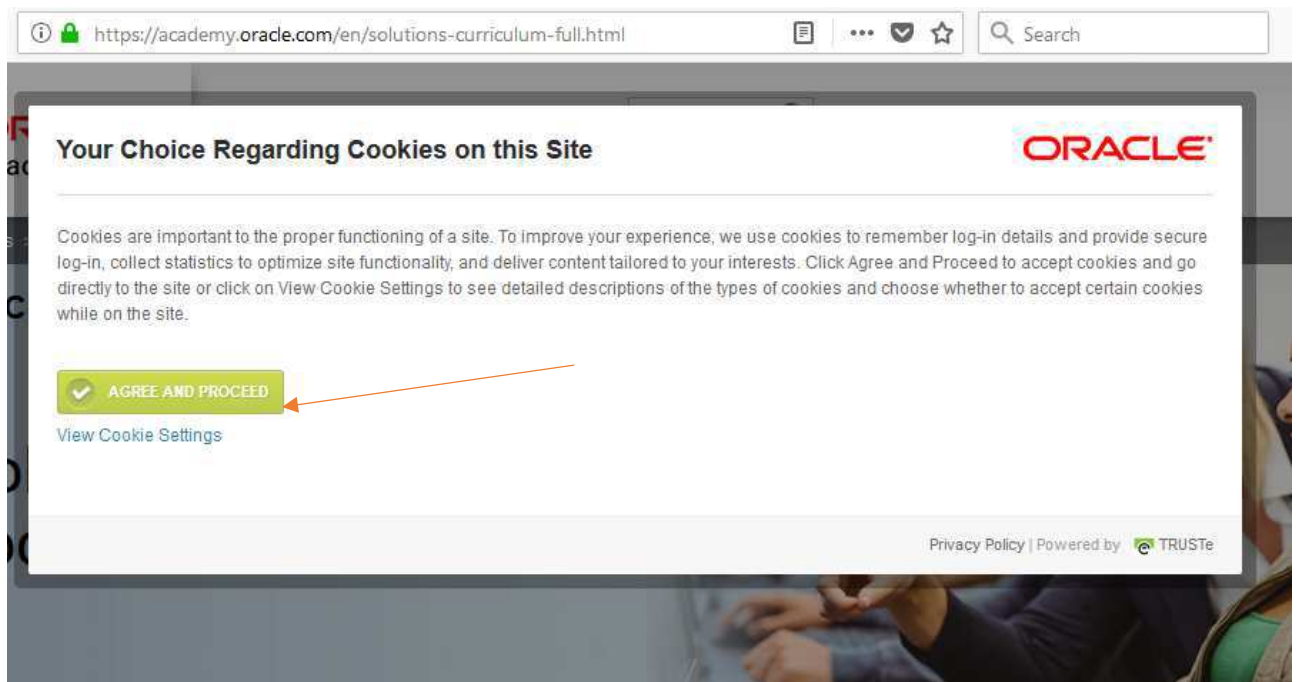
[help](#)

[Training](#)

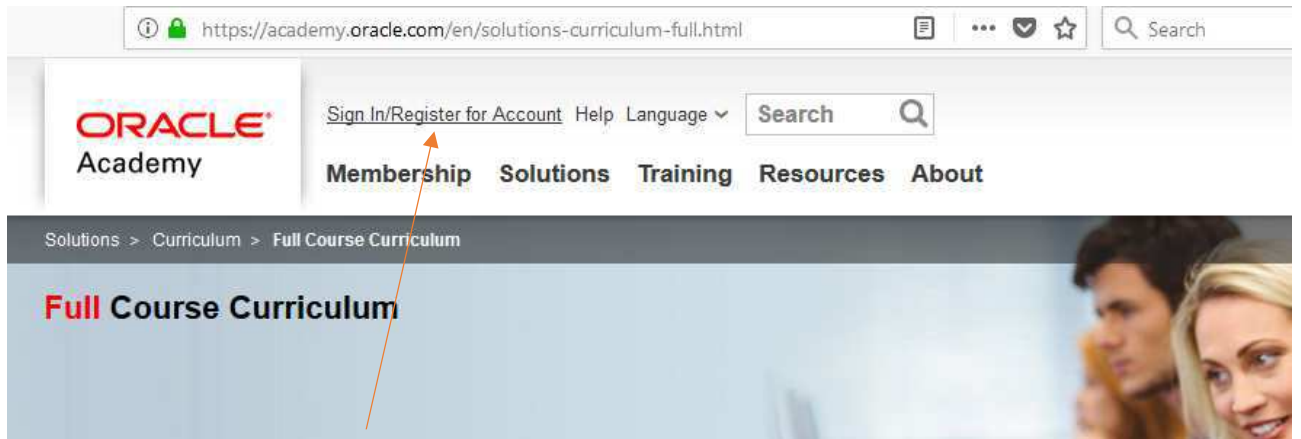
[Dovete andare su sign in](#) to the Oracle Academy website and click on "Search and Enroll in Training" link in the left menu.

Ciao Monica


2. Cliccare:



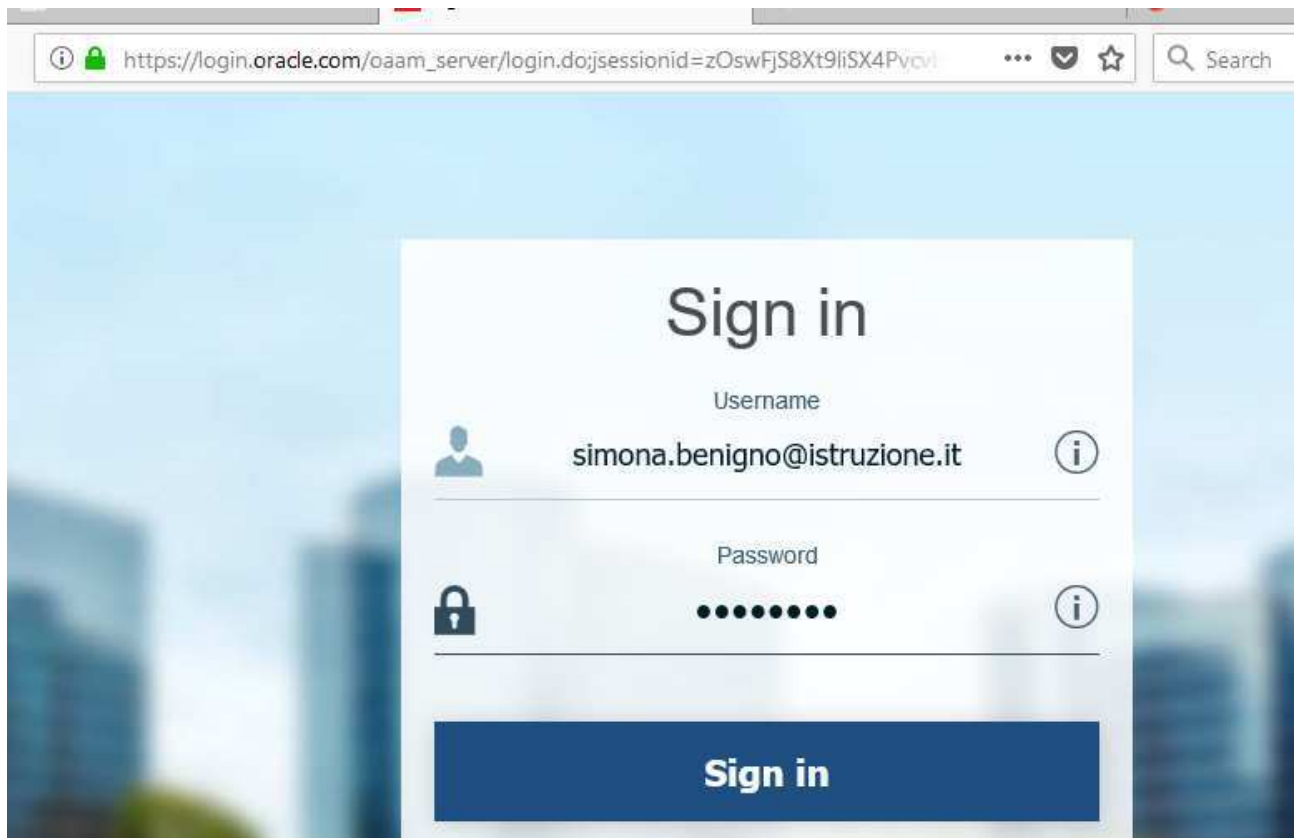
3. Cliccare su Sign In:



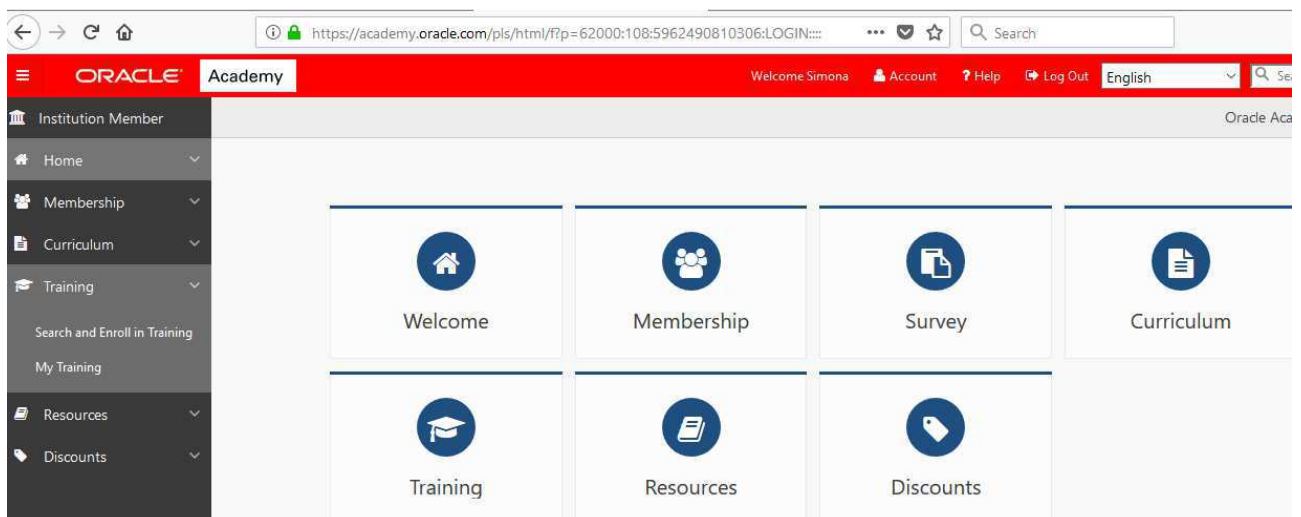
4. Cliccare su Members:



5. Inserire username e password:



6. Cliccare su sezione Training/Search and Enroll in Training:



Nella sezione Enroll in Training si troverà il corso a cui bisogna registrarsi:

The screenshot shows the Oracle Academy website interface. At the top, there is a navigation bar with the Oracle logo, the word "Academy", and user information: "Welcome Simona", "Account", "Help", "Log Out", and a language dropdown set to "English". A search bar is located on the right. A left-hand navigation menu includes "Institution Member", "Home", "Membership", "Curriculum", "Training", "Search and Enroll in Training", "My Training", "Resources", and "Discounts". The main content area displays the path "Training / Search for and Enroll in Training" and a course card for "In-class Training: Java Foundations". The course details include: "In-Class Training Dates: EUROPE/ROME", "Start: 12/3/2018 09:00", "End: 12/7/2018 17:00", and "Location: 00144 Rome, Italy". Below this, it states: "Java Foundations - English Curriculum. Course instructional language: Italian. This event is available to the following countries: Italy. Event number: J002EMEA1204\_19". A red "Registration Deadline: 11/3/2018 00:00 (EUROPE/ROME)" is shown. Under "Logistics", it says: "Your event completion certificate will display the following name. Please review and make edits if needed." A text input field contains the name "Simona Benigno". An "Enroll" button is located at the bottom right of the course card.

E' necessario selezionare il corso e cliccare su Enroll

E' necessario confermare la registrazione:

This screenshot shows the "Confirm Event Enrollment" page in a Mozilla Firefox browser. The browser's address bar shows the URL: "https://academy.oracle.com/pls/html/f?p=62000:192:5962490810306::LEVEL:1#". The Oracle Academy website header and navigation menu are visible, with the path "Training / Search for and Enroll in Training / Confirm Enrollment". A blue information banner states: "You are about to enroll in the events listed below." Below this is a "Confirm Your Event Enrollment" section. It displays the same course details as the previous screenshot: "In-class Training: Java Foundations", dates, times, location, and event number. The "Logistics" section now shows: "Your event completion certificate will display as: Simona Benigno". At the bottom right of this section are "Cancel" and "Confirm" buttons. The footer of the page includes "Integrated Cloud Applications & Platform Services" and links for "Contact Us", "Legal Notices", "Terms of Use", "Privacy", and "About Oracle". The Windows taskbar at the bottom shows the search bar and various application icons, with the system clock indicating 16:53 on 01/10/2018.

Infine:

Curriculum / Oracle iLearning / iLearning Account

✓ Your enrollment is complete and we will e-mail you instructions in preparation for your event.

- ✓
  - Your iLearning account username is provided below. Your password has been sent by email.
  - Your account is activated within 48 hours of requesting an account or enrolling in an event.
  - Once your account is activated, you may access [curriculum](#) by signing in with your account.

### iLearning Account

**Username**

simona\_benigno16

Riceverete email di conferma con i dettagli per la formazione.